


# CDC Charger Ver.6.0

**CHARGE  
DISCHARGE  
CYCLE**

Thank you for your purchase. This is the most advanced charge / discharge system for Ni-Cd & Ni-MH batteries. Our exclusive battery internal resistance detection accurately calculate battery IR in realtime during charging, discharging & cycling. New V6 software also allow users to set trickle charge on/off, store 10 battery profiles, recall last battery charge and discharge data, select 6 different ring tones, handle 1 to 10 cells with high performance switching circuitry, select partial charge, set auto timer for repeak, boost battery before race...etc The unit may seems complicated at first but once you start using it, you will find it very user friendly. The following user guide will be very helpful for both expert users and beginners.

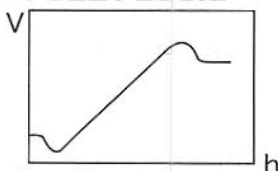
## NEW FUNCTION

### NORMAL PEAK



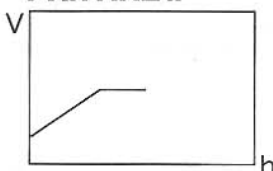
**Normal Peak**  
Use this mode for all standard charging applications. You can setup the unit to perform one peak or two peaks. You can setup the auto repeak delay time within the USER SETUP MODE. To turn off the 2nd peak, set the repeak delay time to zero.

### FUZZY LOGIC



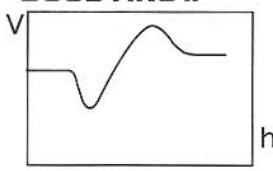
**Fuzzy Logic**  
This charge mode is especially useful for packs with a partial charge. The unit would first discharge your pack according to your preset discharge rate and then fully charge your pack.

### PARTIAL ..



**Partial..**  
Use this mode only for Ni-MH cell(s). Certain Ni-MH batteries require a partial charge for long term storage. You can program the amount of partial charge in the USER SETUP MODE. 10 to 30% usually good for Ni-MH battery.

### BOOSTING ..



**Boosting..**  
This mode is developed for racing application. You can get the most capacity and power from your batteries using this boosting function. The unit first partial discharge your pack momentarily follow by a preprogrammed fast charge, this increase battery temperature as well as it's overall voltage output. We suggest that you only use this boosting feature when your pack is cool. Never use the Boosting function when your pack is still warm.

## SPECIFICATION

### ADD Specification

LCD.....	2x16characters INDIGO Blue backlit LCD display
BUTTONS.....	Surface Panel Type
Battery IR .....	mOhm
Auto Repeak.....	On/Off 1-60 Minutes(1 minute step)
Partial Charge .....	10-50%(10% step)
Alarm Sound.....	6 Ring Tones (user selectable)

Case Size.....	6.14"x 4.80"x 1.77" (15.6x12.2 4.5cm)
Weight.....	24.54ounces(695g)
Input Voltage(Power Source).....	11.5-15 Volts DC
Charge Battery Capacity.....	50-6000mA (50mA step)
Charge rate(Super linear).....	0.1-7.0A(0.1A step)
Auto Trickle .....	ON/OFF Auto Trickle Value
Discharge Rate.....	0.1-20.0A(0.1V step)
Volt Threshold.....	3-20mV/cell for Ni-CD, 3-15mV/cell for Ni-MH,
Cycle Number.....	1-9 times(1 time step)
Delay Time For After Charge.....	1-10 Minutes(1 Minutes step)
Delay Time For After Discharge....	1-60 Minutes(1 Minutes step)

## LCD Display

	Charge or Discharge capacity	Charge or Discharge time	Output Battery Voltage	Charging Current (Discharge Current)	Slow charging current	Input Voltage	Peak Voltage	Average Voltage (0.000V)	Battery Resistance (mΩ)
Charge mode	During charge	●	●	●	●	●	●	●	●
	After charge	●	●	●	●	●	●	●	●
Discharge mode	During discharge	●	●	●	●	●	●	●	●
	After discharge	●	●	●	●	●	●	●	●
Cycle mode	During initial discharge	●	●	●	●	●	●	●	●
	During discharge	●	●	●	●	●	●	●	●
	During charge	●	●	●	●	●	●	●	●
	After charge	●	●	●	●	●	●	●	●
After test discharge	●	●	●	●	●	●	●	●	
Data	●	●	●	●	●	●	●	●	●

## CDC FEATURES

You can push DEC and INC together to access a special screen. This screen save previous battery charge and discharge information, data is available until power source is disconnected.

