

The included axle wheel nut is for TC3 style axle & metric 4mm size axle nut is optional. The ordering item number is C22305M




These are the main components



Assemble them (Repeat 4 times)



Lock the set screw as shown



Install all 4 pieces on your car



Secure with axle wheel nut




Adjust your camber angle




Ruler measures toe-in/out & steering angle




Slide to the left to measure LHS



Slide to the right to measure RHS




Observe camber at ride height level



Check camber at full compression



Check max steering angle



Set your transmitter ATV accordingly




Front camber/caster at ride height



Check front camber/caster at full suspension compression



Align the castor gauge with the front kingpin using eyeball method



Now you get a castor+kickup angle readout precisely