





These are the main components




Install drive pulley to a motor (1.5mm set screw)



Then, install motor to the main unit



Install drive o-ring as shown



Use low speed (2-3V ~600rpm) and light pressure



You can serrate 3 type of brushes