



## #3001,#3002 MIP 360° Stinger™ Kit

#324 9/97

Follow Instructions carefully to install the MIP 360° Stinger™ onto your Traxxas Nitro Hawk or RC-10GT. Both kits are made to work on the Image, OS, Dynamite, and Yokomo .12 gas engines, with or without pull starters. Please read instructions completely before starting your installation.

**Step 1:** Remove rear Stinger™ brace by breaking the tabs from the center of the MIP shock tower.

**Step 2:** Remove stock exhaust system, and replace standard rear shock tower with the MIP shock tower.

**Step 3:** Use two 1" alloy screws and supplied gasket to secure 360 Header onto your .12 engine.

**Step 4:** Use soapy water to lubricate the black header hose while stretching it over the end of the Stinger™.

**Step 5:** Before mounting the Stinger™ onto the 360 Header cut a 2" piece of supplied fuel tubing and slit it to use as a cushion between the Stinger™ and shock tower bore (Fig. 1). Now slide Stinger™ through MIP tower and onto 360 Header all the way forward until header hose just starts to cover the beginning curve of the 360 Header. The 360 Header can be tweaked slightly to center the Stinger™ in the MIP tower bore. Use the two supplied black high temp tie wraps to secure Stinger™ onto 360 Header (Fig. 2).

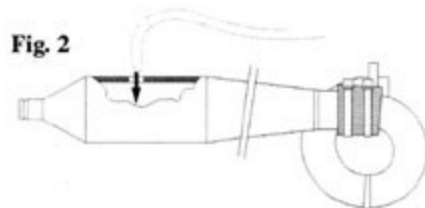


Fig. 2

Use supplied fuel tubing as a cushion between pipe and shock tower.

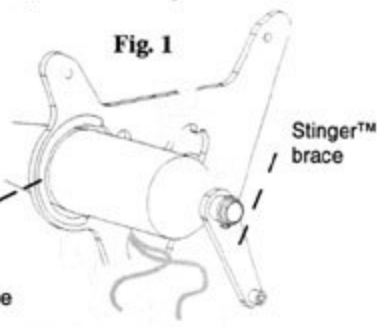


Fig. 1

Stinger™ brace

**Step 6:** Drill a 1/8 hole in rear bumper, location specified for RC-10GT or Nitro Hawk in (Fig. 3).

**Step 7:** Slide the brace on Stinger™ tip and secure with clip. Use 1/2" alloy screw and lock nut to secure Stinger™ brace to rear bumper (Fig. 1).

**Step 8:** Use MIP fuel tubing for the pressure line. Connect fuel tubing to pressure fitting on the gas tank, and push the other end of the fuel tubing into the hole in the Stinger™ about 1/2 inch (Fig. 2).

### Complete Parts List

#### Traxxas:

Part #	Description	Price
3001	360 Stinger™ Kit for Nitro Hawk	52.95
3000	MIP Nitro Hawk Shock Tower	12.50
3004	Stinger™	16.95
3005	360 Header	24.95
3007	Header Hose & Ties	3.95
3029	Fuel Tubing 2ft.	2.75

#### Associated:

3002	360 Stinger™ Kit for RC-10GT	49.95
3003	MIP RC-10GT Shock Tower	12.95
3004	Stinger™	16.95
3005	360 Header	24.95
3007	Header Hose & Ties	3.95
3029	Fuel Tubing 2ft.	2.75

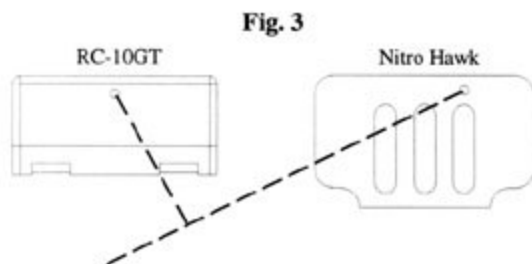


Fig. 3

Hole locations for rear Stinger™ brace.

[RETURN TO LIST OF INSTRUCTION SHEETS](#)