
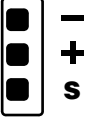



GYRO NT-300



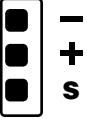
- To connect the Tail servo
- Connect to the receiver
- To adjust the sensivity




GYRO NT-300



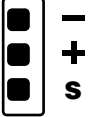
- Heckrotorservo insteken
- In ontvanger steken
- Om de gevoeligheid in te stellen




GYRO NT-300



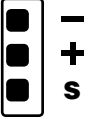
- Connection du servo du rotor de queue
- A connecter au récepteur
- Pour ajuster la sensibilité




GYRO NT-300



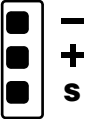
- Am Heckservo anschließen
- Am Empfänger anschließen
- Einstellen vom empfindlichkeit




GYRO NT-300



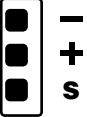
- To connect the Tail servo
- Connect to the receiver
- To adjust the sensivity




GYRO NT-300



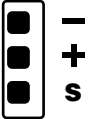
- Heckrotorservo insteken
- In ontvanger steken
- Om de gevoeligheid in te stellen




GYRO NT-300



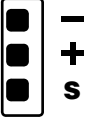
- Connection du servo du rotor de queue
- A connecter au récepteur
- Pour ajuster la sensibilité




GYRO NT-300



- Am Heckservo anschließen
- Am Empfänger anschließen
- Einstellen vom empfindlichkeit




GYRO**NT-300****PRO-300****GYRO NT-300**

To connect the Tail servo

Connect to the receiver


To adjust the sensivity

**GYRO****NT-300****PRO-300****GYRO NT-300**

Connection du servo du rotor de queue

A connecter au récepteur

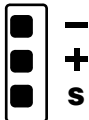

Pour ajuster la sensibilité

**GYRO NT-300**

Heckrotorservo insteken

In ontvanger steken

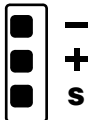

Om de gevoeligheid in te stellen

**GYRO NT-300**

Am Heckservo anschließen

Am Empfänger anschließen


Einstellen vom empfindlichkeit

**PROTECH****PROTECH****GYRO****NT-300****PRO-300****GYRO NT-300**

To connect the Tail servo

Connect to the receiver


To adjust the sensivity

**GYRO****NT-300****PRO-300****GYRO NT-300**

Connection du servo du rotor de queue

A connecter au récepteur

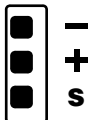

Pour ajuster la sensibilité

**GYRO NT-300**

Heckrotorservo insteken

In ontvanger steken

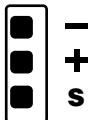
Om de gevoeligheid in te stellen

**GYRO NT-300**

Am Heckservo anschließen

Am Empfänger anschließen

Einstellen vom empfindlichkeit

**PROTECH****PROTECH**