




#358

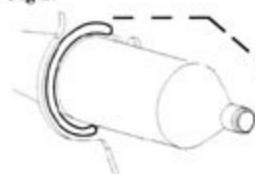
360° STINGER KIT FOR HPI RS-4 NITRO MINI

Follow instructions carefully to install the MIP 360° Stinger™ onto your HPI RS-4 Nitro Mini. This kit was designed to be used with most .12 gas engines, with or without pull starters. The MIP 360° Stinger works best with the HPI Civic Hatchback body due to minimal cutting alterations.



MIP 360 Stinger™ installed onto HPI RS-4 Nitro Mini.

Fig 1:



Use supplied fuel tubing as a cushion between pipe and shock tower.

Step 1: Remove the stock exhaust system and replace the standard rear shock tower with the supplied MIP shock tower.

Step 2: Use the supplied two 1" alloy screws and gasket to secure 360° header onto your engine.

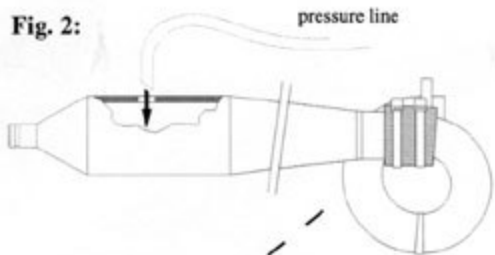
Step 3: Use soapy water to lubricate the black header hose while stretching it over the end of the Stinger™ pipe.

Step 4: Before mounting the Stinger™ pipe onto the 360° header, cut a 2" piece of supplied fuel tubing and slit it to use as a cushion between the Stinger™ and the shock tower bore (Fig. 1). Now slide Stinger™ through the MIP tower and onto the 360 Header all the way forward until the header hose just starts to cover the beginning curve of the 360 Header. The 360 Header can be tweaked slightly to center the Stinger™ in the MIP tower bore. Use the two supplied black high temperature tie wraps to secure the Stinger™ onto the 360 Header (Fig. 2).

Step 5: Use MIP fuel tubing for the pressure line. Connect fuel tubing to pressure fitting on the gas tank, and push the other end of the fuel tubing about 1/2 inch into the hole in the Stinger™ pipe (Fig. 2).

Step 6: Using scissors, cut out a section from the rear window of your lexan body to allow the exhaust to exit. Do not cut too much of the body. Only remove what lexan is necessary to maintain the integrity of your body.

Fig. 2:



Use supplied high temp. tie wraps to secure the Stinger™ pipe onto the 360 Header.

Part #	Description	Price
3039	MIP RS-4 Nitro Mini Shock tower	10.00
3004	Stinger Pipe (purple)	16.95
3005	360 Header (purple)	24.95
3041	Header Screws for RS-4 Nitro Mini	2.95
3007	Header Hose & Ties	3.95
3029	MIP High Quality Fuel Line	2.75

Also Available from MIP:

1067	CVD Kit for RS-4 Mini/ Nitro (front)	24.95
1068	CVD Kit for RS-4 Mini/ Nitro (rear)	24.95
3015	MIP Clutch Kit for RS-4 Nitro Mini	14.95

[RETURN TO LIST OF INSTRUCTION SHEETS](#)