



#3030 MIP 360° Stinger Kit

#352

Follow instructions carefully to install the MIP 360° Stinger kit onto your Traxxas Nitro Stampede. This kit is designed to work on the Image, OS, Dynamite, and Yokomo .12 gas engines, with or without pull starter. Please read instructions completely before starting your installation.

- Step 1:** Remove the stock exhaust system and rear shock tower.
- Step 2:** Secure the MIP shock tower onto the rear bulkhead using the stock four holes and screws (Fig. 1).
- Step 3:** Now mount the shocks onto the tower using the stock screws. The screws self tap into the tower tightly so use a good quality screw driver to insure that the screw heads do not strip.
- Step 4:** Use two 1" alloy screws and supplied gasket to secure the 360 header onto your .12 engine.
- Step 5:** Use soapy water to lubricate the black header hose while stretching it over the end of the Stinger™.
- Step 6:** Before mounting the Stinger™ onto the 360 Header cut a 2" piece of supplied fuel tubing and slit it to use as a cushion between the Stinger™ and the shock tower bore (Fig. 2). Now slide Stinger™ through MIP tower and onto 360 header all the way forward until header hose just starts to cover the beginning curve of the 360 Header. The 360 Header can be tweaked slightly to center the Stinger™ in the MIP tower bore. Use the two supplied high temp tie wraps to secure Stinger™ onto the header (Fig. 3).
- Step 7:** Use MIP fuel tubing for the pressure line. Connect fuel tubing to the pressure fitting on the gas tank, and push the other end of the tubing into the Stinger™ hole about 1/2 inch (Fig. 3).


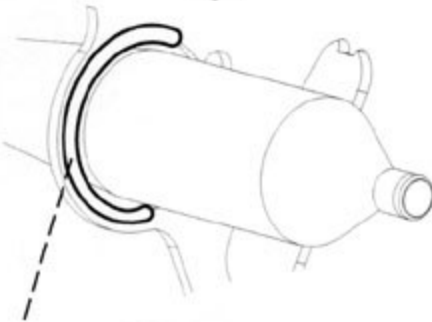


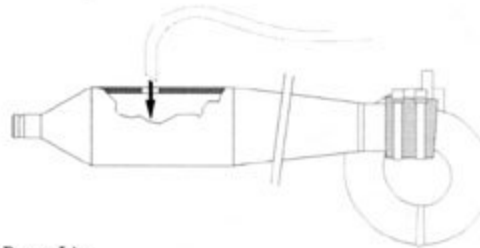
Fig. 1

Fig. 2



Use supplied fuel tubing as a cushion between the Stinger™ pipe and rear shock tower.

Fig. 3



Complete Parts List

Traxxas:

Part #	Description	Price
3030	Stinger Kit for Nitro Stampede	\$55.00
3031	Nitro Stampede Shock Tower	15.00
3004	Stinger™	16.95
3005	360 Header	24.95
3007	Header Hose & Ties	3.95
3029	MIP High Quality Fuel Line	2.75

Moore's Ideal Product's 830 W. Golden Grove Way Covina, CA 91722 USA (626) 339-9008

[RETURN TO LIST OF INSTRUCTION SHEETS](#)