



SET UP SHEET

(circle the settings used)

DRIVER :

MEETING:

TRACK:

DATE:

TRACK CONDITIONS:

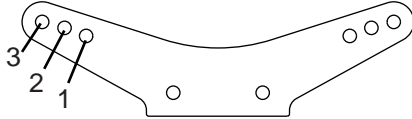
FRONT / AVANT / DELANTRA / VORN / FRAM

FRONT TOE-IN

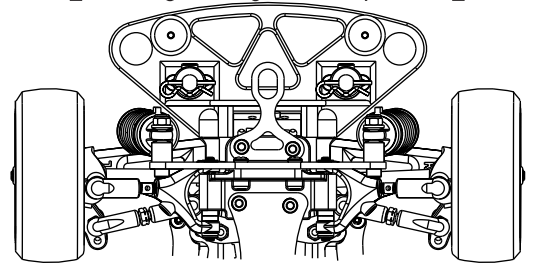
-1° -2° -3° 0° +1° +2° +3°

FRONT CASTOR


7.5° 10° 12.5°



ANTI ROLL BAR YES NO



OIL	15W	20W	25W	30W	35W	40W	45W
	50W	55W	60W	70W	80W	100W	120W



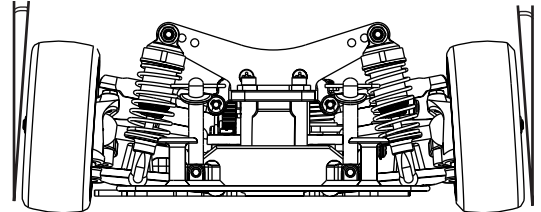
SPACER mm

SOLID - VARI PISTON 1 2 3 4

SPRING BLACK GREY BLUE RED YELLOW SILVER

FRONT CAMBER

0°
-1°
-2°
-3°



FRONT RIDE HEIGHTmm

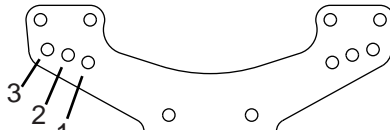
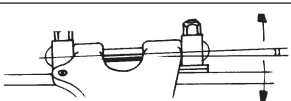
REAR / ARRIERE / TRASERA / HINTEN / BAK

REAR

0°
-1°
-2°
-3°

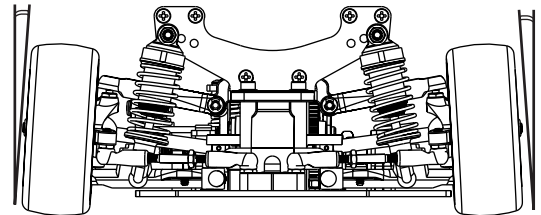
ANTI SQUAT

WASHERS FRONT mm
WASHERS REAR mm




ANTI ROLL BAR

LIGHT HEAVY UPPER LOWER NO



REAR RIDE HEIGHTmm

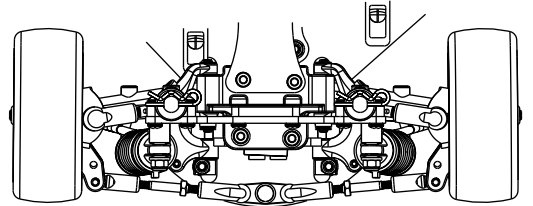
OIL	15W	20W	25W	30W	35W	40W	45W
	50W	55W	60W	70W	80W	100W	120W



SPACER mm

SOLID - VARI PISTON 1 2 3 4

SPRING BLACK GREY BLUE RED YELLOW SILVER



REAR TOE-IN

-1° -2° -3° 0° +1° +2° +3°

PINION



18T 19T 20T 21T
22T 23T 24T 25T
26T 27T 28T 29T
30T 31T 32T 33T
34T 35T

SPUR GEAR



83T 86T

CHASSIS

C/C

C/F

TRANSMISSION

NON SLIPPER

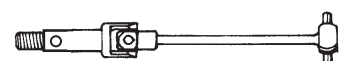
ABS

TDS

ROLLER O/W
STANDARD

METAL

DRIVESHAFTS



PLASTIC



TYRES: FRONT _____

REAR _____

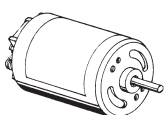
FOAM INSERTS

SOFT

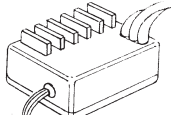
HARD

COMP


MOTOR



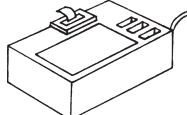
SPEEDO



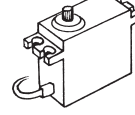
CELLS



RECEIVER



SERVO



BODY STYLE

